

# ARTERYS

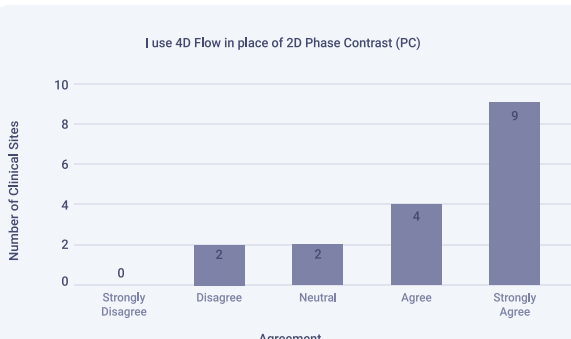
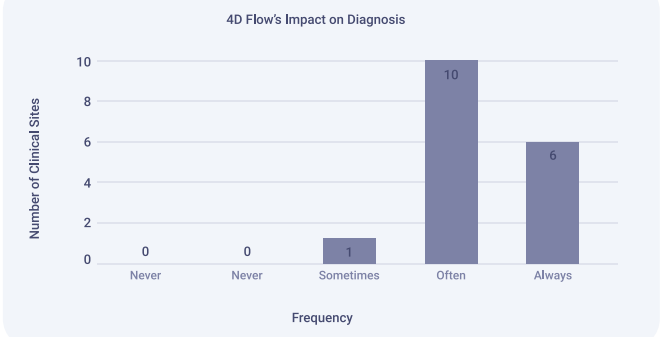
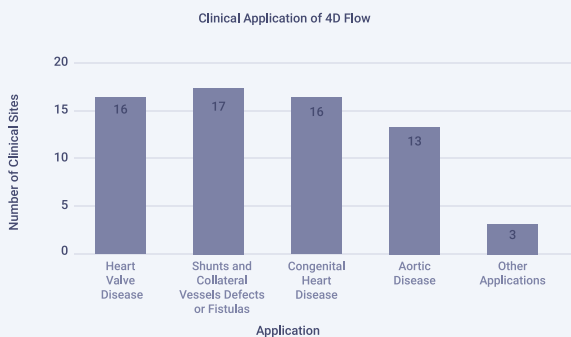
## The Value and Clinical Utility of 4D Flow

Across Academics: 4 (24%) | Children's: 4 (24%) | Outpatient Radiology: 1 (5%) | General: 8 (47%)

Arterys' survey verified 4D flow is ready for clinical use and in fact is already used clinically at many sites representing, on average, 34% of their CMR case volume.

The consensus among early adopters is 4D flow consistently adds meaningful clinical diagnostic value.

Institution Type	Mean CMR Case Per Month	Mean 4D Flow Case per Month
Academic Hospital	62	37
Children's Hospital	28	12
Outpatient Radiology	110	28
General Hospital	64	12



Other applications:

- Body MRI (portal vein, PCS)
- Neurovascular AVM